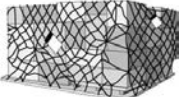







## DISPOSITIVI DI CARICO

	Tipologia	Dimensioni base (LxW)	Altezza	Tara	Max. Peso lordo	Codici IATA	Airbus
	<b>P1P/PAG pallet</b>	Cm: 317.5 x 223.5 Inches: 125 x 88		110 kg	Lower deck: 4626 kg Main deck: 6000 kg	PIA, PIC, PID, PIG, PIP, PIX, PAG, PAJ, PAP, PAA, PAX	A300, A310, B747, B767, B777, A340
	<b>P6P/PMC pallet</b>	Cm: 317.5 x 242.8 Inches: 125 x 96		120 kg	Lower deck: 4626 kg (depending on aircraft) Lower deck: 5035 kg (depending on aircraft) Main deck: 6800 kg	P6C, P6P, PQP, PMC, PMP	A300, A310, A340, B747, B767, B777
	<b>PGA pallet</b>	Cm: 605.8 x 243.8 Inches: 238.5 x 96		540 kg	11300 kg	P7A, P7E, P7F, PSG, PGE, PGA	B747-MD (freighter)
	<b>LD3/AKE/AVE container</b>	Cm: 156.2 x 153.4 Inches: 65 x 60.4	Cm: 162.6 Inches: 64	82 kg	1587 kg	AVA, AVB, AVE, AKE, AVM, AVN, RKN, RVB, RVE, RVN	A300, A310, B747, B777, A340
	<b>LD9/AAP container</b>	Cm: 317.5 x 223.5 Inches: 125 x 88	Cm: 162.6 Inches: 64	270 kg	Lower deck: 1587 kg Main deck: 6000 kg	AAZ, AAP, RAZ, RAP	A300, A310, B747, B767, B777, A340
	<b>M1/AMA container</b>	Cm: 317.5 x 243.8 Inches: 125 x 96	Cm: 243.8 Inches: 96	340 kg	6800 kg	AQ6, AQA, AMA, AMK, RQA, AQD	B747

Pesi e misure sono soggetti alle condizioni della compagnia aerea.